
HTBasic 10 for Windows Runtime Version

リリース 10.0 インストール補助資料

1. 製品許諾契約は以下のとおりです

- (1) 製品のインストール可能ご契約ライセンスの数の PC に、CD に含まれる HTBasic Runtime を、インストールし、ご使用になれます。

製品名：

H-WEO100 25 ユーザーライセンス	25 台の PC にインストール可能
H-WEO10A 10 ユーザーライセンス	10 台の PC にインストール可能
H-WEO10B 5 ユーザーライセンス	5 台の PC にインストール可能
H-WEO10C 1 ユーザーライセンス	1 台の PC にインストール可能

- (2) 製品許諾契約書全文

TRANSERA LICENSE AGREEMENT

This agreement is a legal contract between you, the end user, and Transera Corporation ("TRANSERA") governing your use of this software program ("SOFTWARE"). Installing this software package indicates your acceptance of the following Agreement. This Agreement shall also be binding on any subsequent, authorized license. If you do not wish to agree to the terms of this Agreement, promptly return the complete software program package to the dealer/reseller from whom you obtained this product. You will receive a full refund provided (i) you return the full software package, and (ii) the software has not been installed.

LICENSE

1. TRANSERA grants you the right to use one copy of the Software on single user computers, on workstations /terminals of a multi-user computer, or on workstations/terminals of a local area network. Each copy of the software on a single user computer, or workstation/terminals of a multi-user computer or a local area network, whether executing from memory or stored on a hard disk or other storage device, must be separately licensed. If the software package contains more than one media type, you are licensed to use only one of the media forms.

2. You may not sublicense, rent or lease the Software, but you may permanently transfer your license to use the Software and accompanying materials by delivering the original media and all materials comprising the software package to a third party, and by simultaneously destroying all copies of the Software and accompanying materials in your possession. Such transfer terminates your license to use the Software. The new recipient of the License, Software, and accompanying materials is then bound by this Agreement.

3. TRANSERA further grants you the right to make an archival copy of the software media as set forth in the Notification of Copyright, below. You may not decompile, disassemble, reverse engineer, copy, transfer, or otherwise use the Software except as stated in the Agreement.

4. TRANSERA warrants the operation of the Software only with the operating system and hardware for which it was designed. Use of the Software with an operating system and hardware other than that for which it was designed may not be supported by TRANSERA.

5. Use of the Software in conjunction with any non-TRANSERA product which decompiles or recompiles the Software or in any way creates a derivative or modified copy of the Software is not an authorized use. Further, such unauthorized use is not supported by TRANSERA and voids the TRANSERA product warranty set forth below.

LIMITED WARRANTY/LIMITATION OF REMEDIES

TRANSERA will replace, at no charge, defective media and product materials that are returned within 90 days of the original date of purchase. TRANSERA warrants that the Software will perform in substantial compliance with the written materials accompanying the Software. If you report in writing, within 90 days of the original date of purchase, a significant defect to TRANSERA, and TRANSERA is unable to correct it within 90 days of the date you report the defect, you may return the Software and accompanying materials and TRANSERA will refund the purchase price. By installing the software, you agree that the only remedy available to you will be a refund of the purchase price of this software program package. Such warranties are in lieu of other warranties, express or implied, including, but not limited to, the implied warranties of merchantability and fitness for a particular purpose with respect to the software and the accompanying written materials. In no event will TRANSERA be liable to you for damages, including any loss of profits, lost savings, or other incidental or consequential damages arising out of your use of or inability to use the software, even if TRANSERA or any authorized TRANSERA representative has been advised of the possibility of such damages. TRANSERA will not be liable for any such claim by any other party.

This limited warranty gives you specific legal rights. Some states provide other rights, and some states do not allow excluding or limiting implied warranties or limiting liability for incidental or consequential damages. As a result, the above limitations and/or exclusions may not apply to you. Furthermore, some jurisdictions have statutory consumer provisions which may supersede this section of the Agreement.

NOTIFICATION OF COPYRIGHT

This software program ("SOFTWARE") is a proprietary product of TransEra Corporation ("TRANSERA") and is protected by copyright laws and international treaty. You must treat the SOFTWARE like any other copyrighted material, except that you make an archival copy of the SOFTWARE for each copy which is licensed to you. You may not copy the written materials accompanying the software.

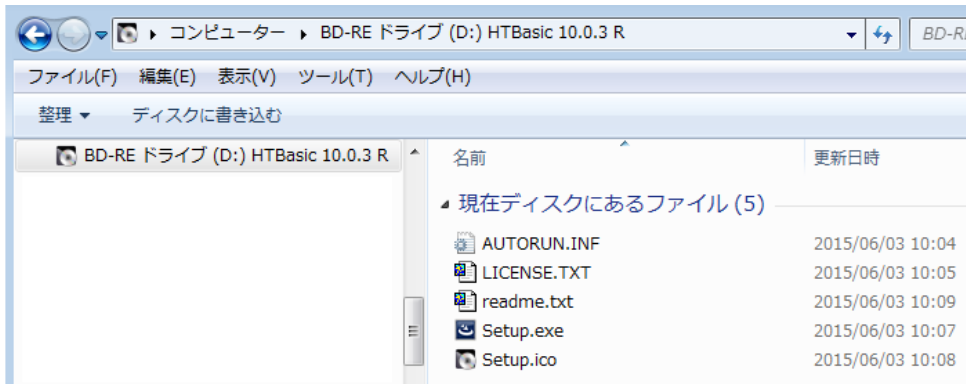
GENERAL

If any provision of this Agreement shall be unlawful, void, or for any reason unenforceable, then that provision shall be deemed severable for this Agreement and shall not affect the validity and enforceability of the remaining provisions of this Agreement. This Agreement is governed by the laws of the State of Utah.

U.S. GOVERNMENT RESTRICTED RIGHTS

The Software and accompanying materials are provided with Restricted Rights. Use, duplications, or disclosure by the Government is subject to restrictions as set forth in subparagraph (1) (ii) of The Rights in Technical Data and Computer Software clause at DFARS 252.227-7013., or subparagraphs (1) and (2) of the Commercial Software- Restricted Rights at 48 CFR 52.227-19, as applicable. Contract/manufacturer is TransEra Corporation.

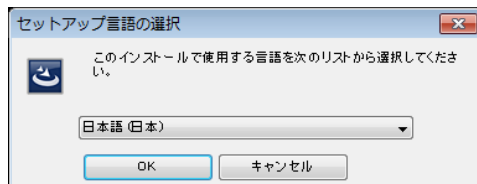
2. HTBasic 10.0 for Windows Runtime Version CD-ROM で提供される製品



3. HTBasic 10.0 for Windows Runtime Version のインストール

HTBasic 10.0 から、WindowsXP/VISTA/7/8 対応の 32bit アプリケーションです。
Windows VISTA/7/8 32bit/64bit 版で使用できます。

- (1) **HTBasic 10.0 for Windows Runtime Version** CD を、CD-ROM ドライブに挿入します。
- (2) 自動スタートで次の画面が現れます。
(注)CD の自動スタートをとめてある場合は、Windows エクスプローラ等から Setup.exe を起動し、インストールを行ってください。
- (3) インストールのウィザードが開始されますので、ウィザードに従いインストールをおこないます。



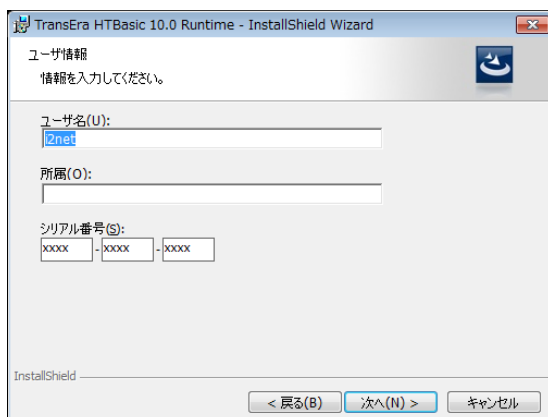
- ① セットアップ言語の選択 ⇒ <OK>



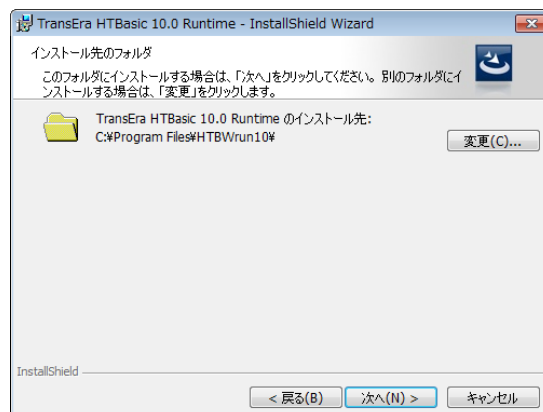
- ② セットアップウィザードの開始
⇒ <次へ>



- ③ 使用条件を了解し、<次へ>



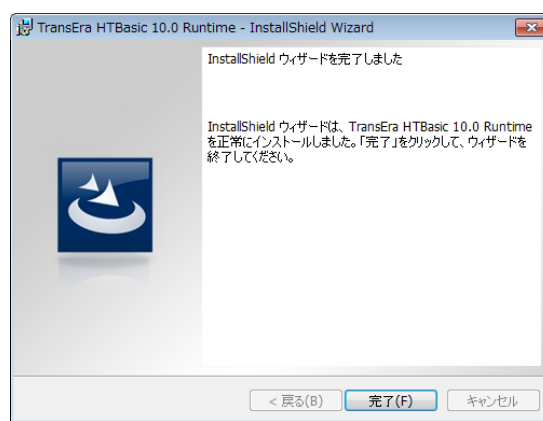
③ シリアル番号をインプットし
⇒ <次へ>



④ インストール先を確認し、<次へ>



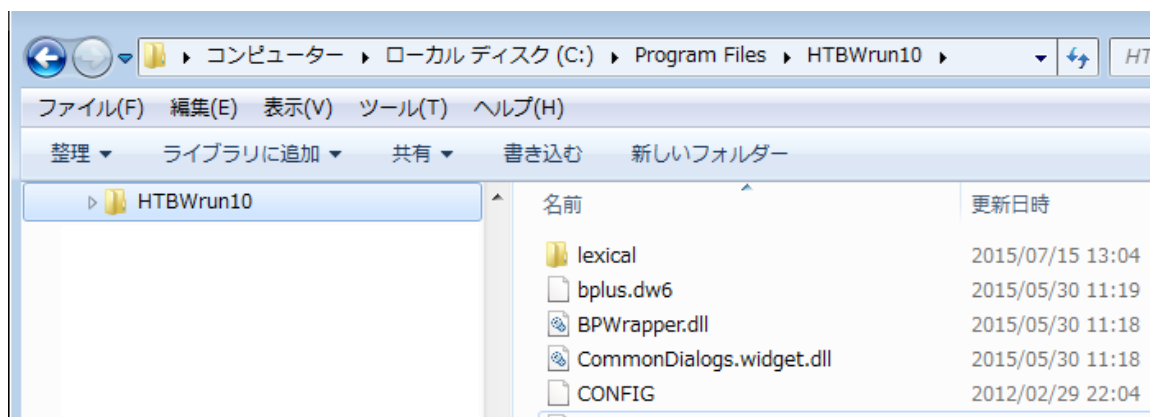
⑤ インストールの開始
⇒ <インストール>



⑥ インストールの終了 <完了>

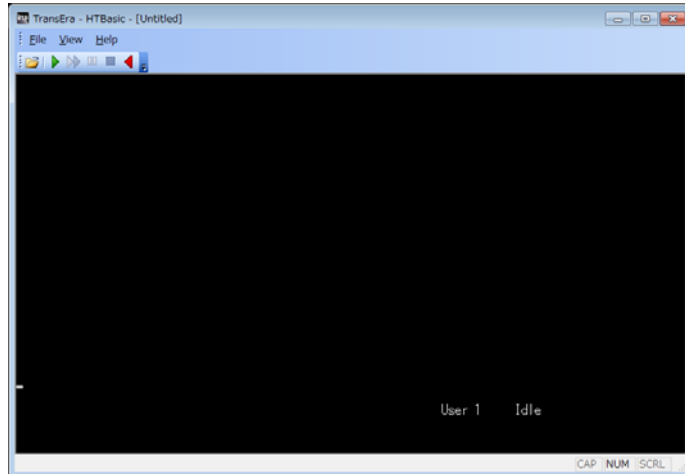
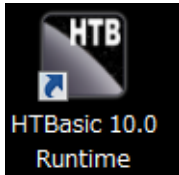
4. 導入後のフォルダーの状態

HTBWrund10 フォルダにあるフォルダとファイル

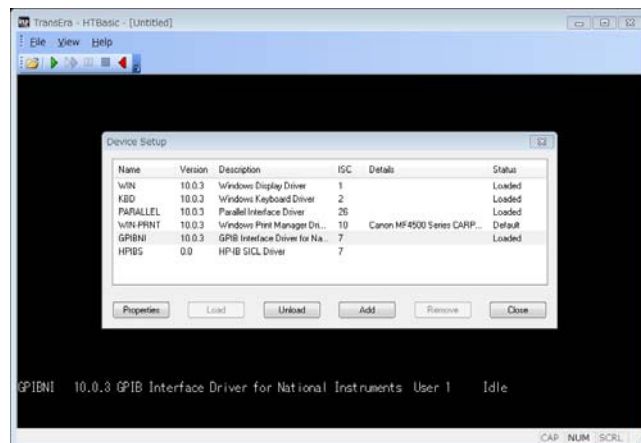
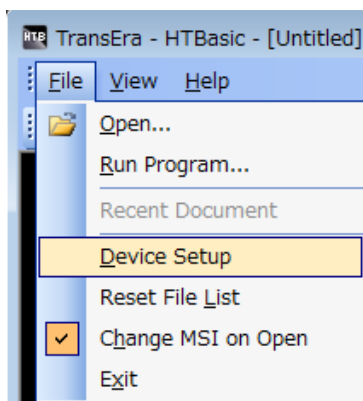


5. HTBasic 10 for Windows Runtime の設定

(1) デスクトップのアイコンから **HTBasic 10.0 for Windows Runtime** の実行

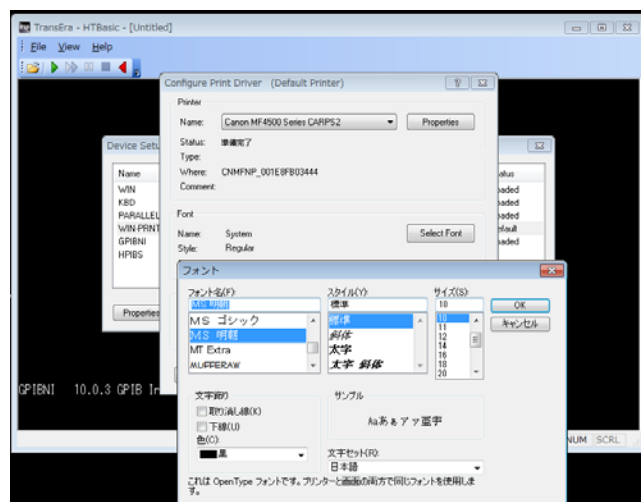


(2) メニューバーから File | Device Setup から使用する Device を設定



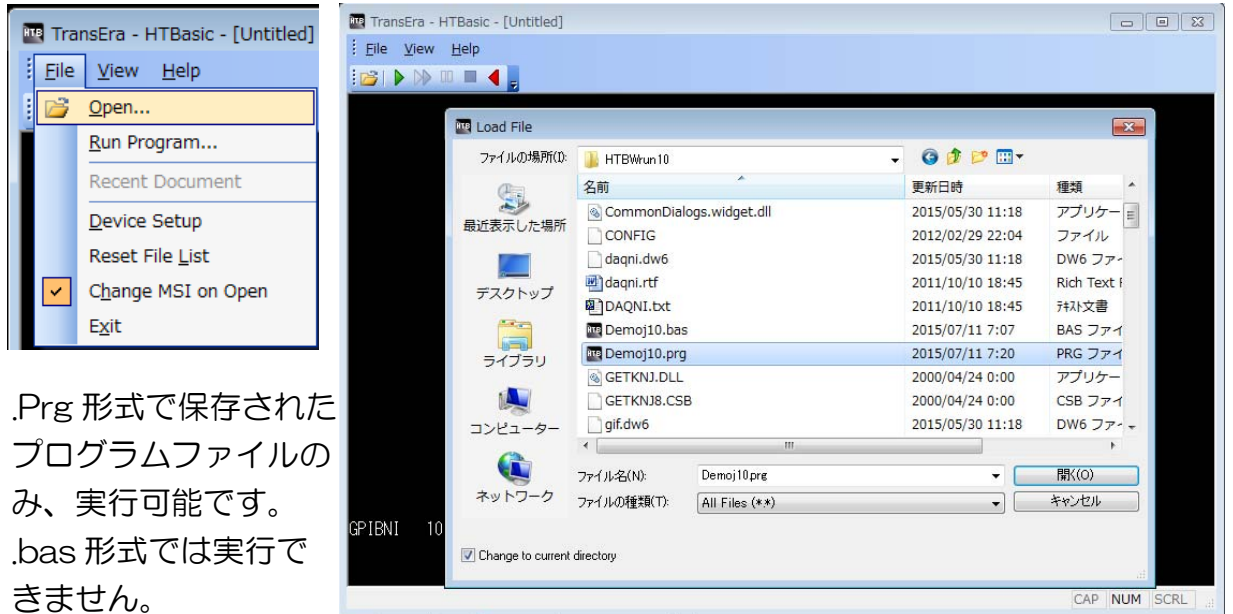
使用する Device を選択し Properties でパラメータを設定します。

例) Printer の場合、Printer の選択と、フォントの設定を行います。




6. ユーザープログラムの実行

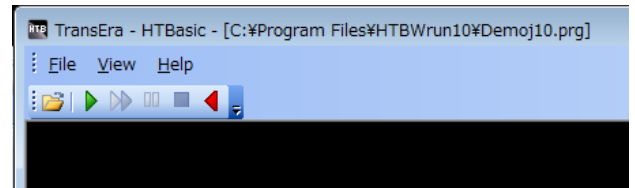
(1) プログラムの実行はメニューバーから、File | Open で読み込み、実行します



.Prg 形式で保存されたプログラムファイルのみ、実行可能です。
.bas 形式では実行できません。

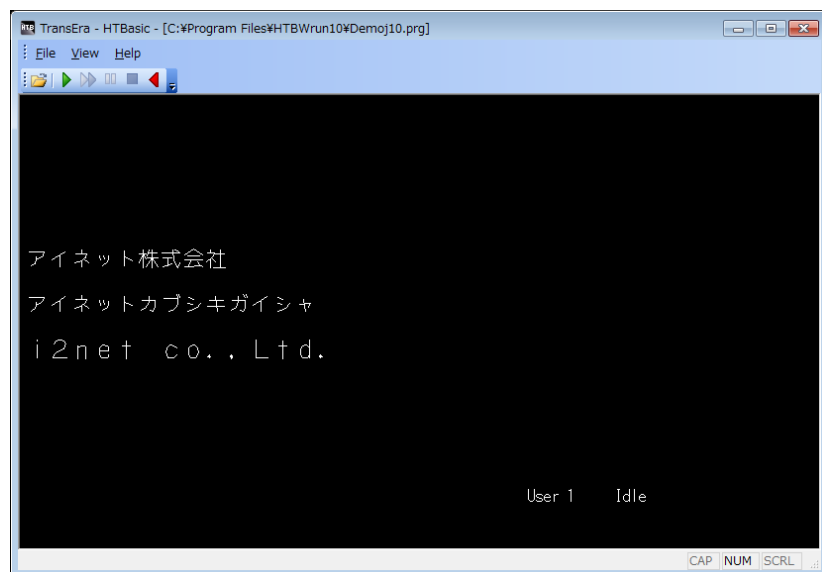
例) 漢字ユーティリティの実行 (Demoj10.prg)

実行はツールバーの  をクリックします



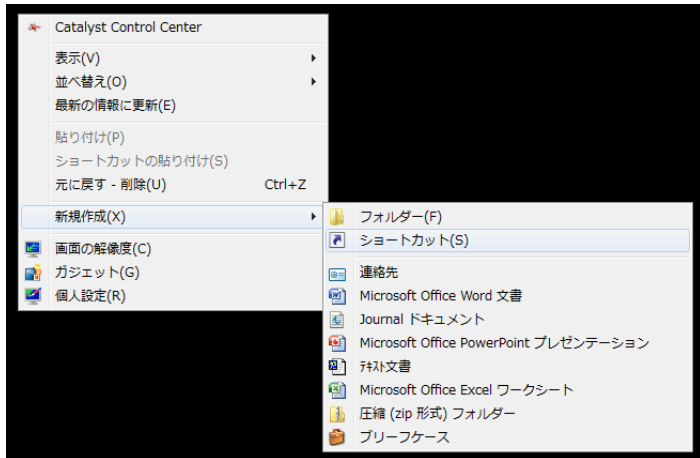
注) メニューバーの

File | Run Program からの実行は現バージョンではできません。

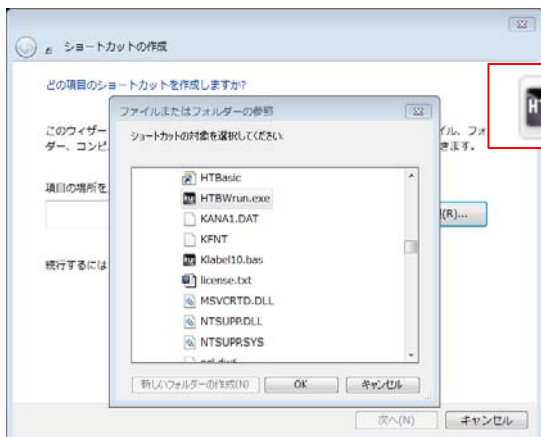


実行例

- (2) デスクトップに、プログラム実行アイコンを作成し、実行します。
 デスクトップ上で、右クリック、新規作成 | ショートカット を作成
 名前を付け、properties でセットします。



ショートカットの設定



項目の場所を入力してください(T):

"C:\Program Files\HTBWrUn10\HTBWrUn.exe"

ショートカットの設定後、〈次へ〉



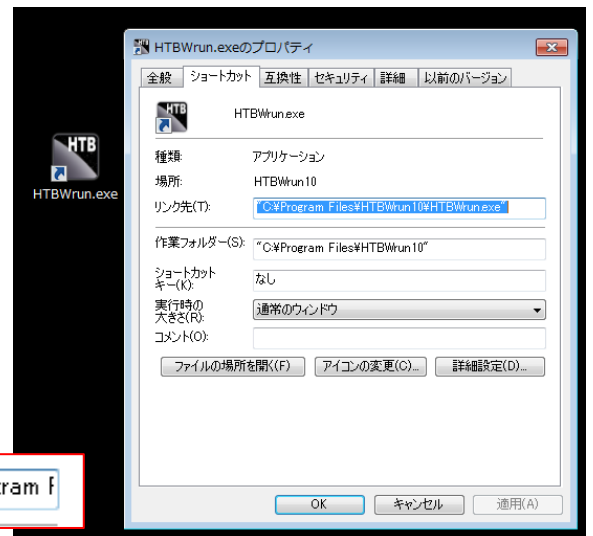
名前を設定し、〈完了〉

デスクトップに実行アイコンが表示されます。



デスクトップに実行アイコンのプロパティで、HTBasic Runtime へのパラメータ設定。
[-ALT] コマンドラインパラメータをリンク先に設定します。

例) Demoj10.prg
"C:¥Program Files¥HTBWrUn10¥Demoj10.prg"



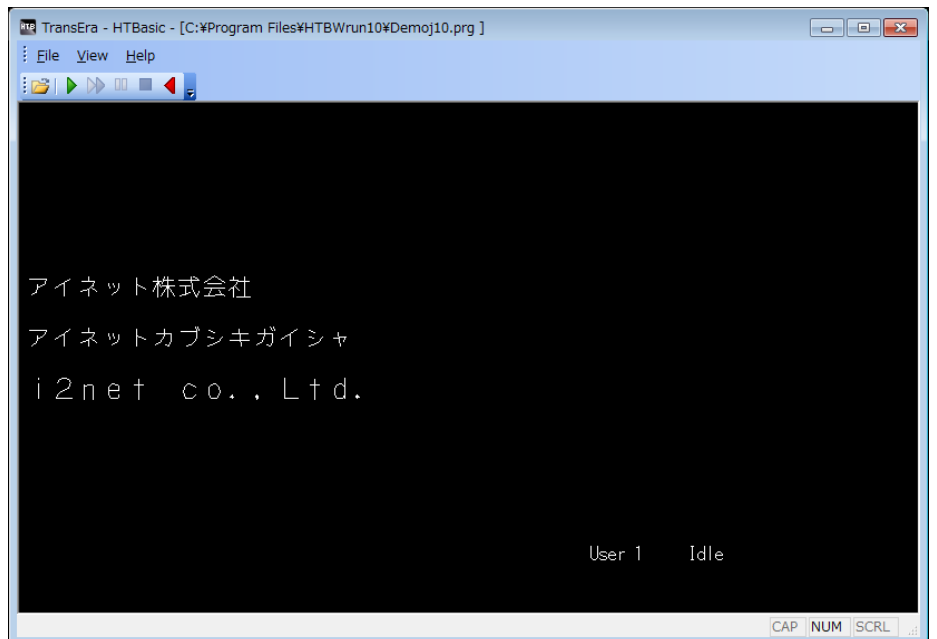
リンク先(T): 'iles¥HTBWrUn10¥HTBWrUn.exe' -ALT 'C:¥Program Files¥HTBWrUn10¥Demoj10.prg'

"C:¥Program Files¥HTBWrUn10¥HTBWrUn.exe" -ALT "C:¥Program Files¥HTBWrUn10¥Demoj10.prg"

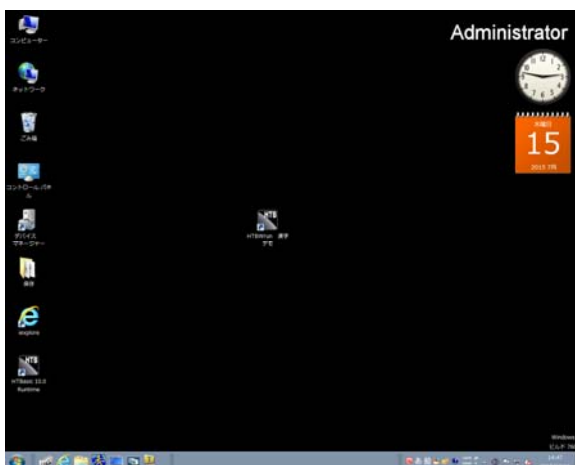
アイコンの名前を変更し実行します。



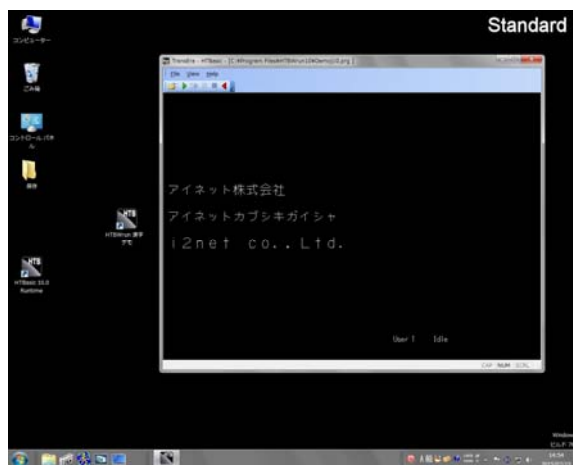
アイコンをダブルクリック
即実行されます。



7. Administrator 権限のユーザと Standard (標準) 権限のユーザ



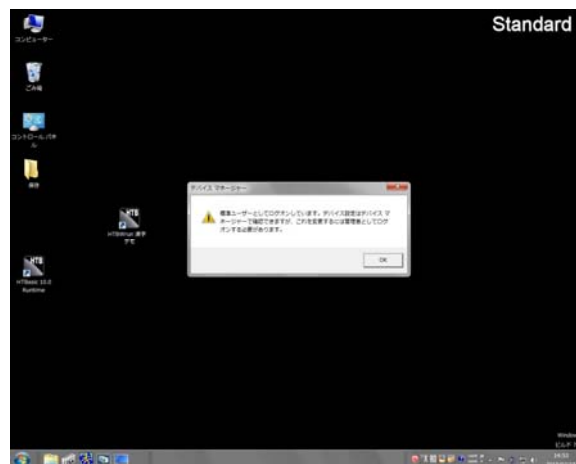
Administrator 権限のユーザ



Standard (標準) 権限のユーザ

違いは、Windows で設定した権限の範囲で動作が違います。この設定はユーザ設定ですのでその設定方法により、Windows からのメッセージ/保護動作が違います。

右の例は、Standard (標準) 権限のユーザが、デバイスマネージャーを実行したときに出るメッセージです。



以上